










RESEARCH ARTICLE

# Leveraging social media for resident training in developing countries: A case study of Libya

Faysal Al-Ghoula <sup>1</sup>, Dimitrios K. Kantas <sup>1</sup>, Lucrezia Rovati <sup>1,2</sup>, Ala Eddin Sagar <sup>3</sup>, Mohammed Megri <sup>4</sup>, Anas Zarmouh <sup>5</sup>, Cameron G. Gmehlin <sup>6</sup>, Mohamed Ghit Benlamin <sup>5</sup>, Tarik Ngab<sup>7</sup>, and Ognjen Gajic <sup>1\*</sup>

Social media platforms have emerged as invaluable tools for remote training in resource-constrained countries. This study presents the development, implementation, and preliminary assessment of a remote intensive care unit (ICU) training program conducted in Libya utilizing social media platforms. This educational initiative was based on the Checklist for Early Recognition and Treatment of Acute Illness and iNjury (CERTAIN) program, targeting Libyan resident physicians. The initiative comprised a series of live-streamed pulmonary/critical care lectures and asynchronous discussions of clinical cases via a private messaging chat. Participant engagement, satisfaction, and learning outcomes were evaluated using social media analytics and surveys. A total of 323 learners joined the Libyan ICU training program chat group, and two tele-education sessions were broadcast, accumulating a total of 749 views. The majority (72.6%) of learners had graduated from medical school within the past five years and were in residency training. Clinical cases and learning materials were shared through 2991 messages in the chat group. Learners' objective and subjective clinical knowledge improved after each tele-education session, and 88% of survey respondents rated the remote ICU training program as excellent. This study highlights the potential of using widely available social media platforms for remote ICU education in resource-limited settings.

**Keywords:** Remote training, intensive care unit (ICU), social media, Libya, developing countries.

## Introduction

The COVID-19 pandemic significantly increased the demand for critical care physicians while also exposing gaps in intensive care unit (ICU) training in many developing countries [1, 2]. During the COVID-19 pandemic, Libyan hospitals often reported inadequate numbers of trained intensive care physicians to fully staff ICUs and provide optimal patient care [3]. In Libya, limited access to educational resources, scarcity of trained medical educators, and lack of a standardized teaching system hamper the transfer of specialized knowledge and skills to the next generation of critical care clinicians [4–6]. Social media platforms and electronic classrooms have emerged as invaluable tools for remote ICU training in low, middle, and high-income countries alike during the COVID-19 pandemic, offering a multitude of advantages and benefits [7, 8]. These platforms provide accessible, cost-effective, and flexible avenues for healthcare professionals to access up-to-date medical knowledge and engage with subspecialty experts from around the world [9]. By fostering collaboration, networking, and enabling real-time interactions, social media platforms empower healthcare professionals in resource-limited settings to enhance their skills and deliver high-quality care to patients [10, 11].

In this article, we present a remote ICU training program conducted in Libya utilizing widely available social media platforms. The target group was resident physicians at the early stages of their careers. The aim of this study was to assess participant engagement and satisfaction with remote ICU training and to explore its impact on learning outcomes.

## Materials and methods

The remote ICU training program for Libya was based on the Checklist for Early Recognition and Treatment of Acute Illness and iNjury (CERTAIN) program, a global ICU best practices, education, and quality improvement initiative [12, 13]. This study evaluated the preliminary data collected during the first two months of the Libyan ICU training program, from April 4, 2023, to June 4, 2023 (Figure 1).

A training team was established by recruiting physicians from Libya who had completed their pulmonary and critical care training in the United States, UK, and South Africa, as well as local experts familiar with the Libyan healthcare context. Junior residents from Libya were invited to participate in the program using various channels, including announcements from professional societies, Facebook® advertisements,

<sup>1</sup>Division of Pulmonary and Critical Care Medicine, Mayo Clinic, Rochester, USA; <sup>2</sup>School of Medicine and Surgery, University of Milano-Bicocca, Milan, Italy; <sup>3</sup>Division of Internal Medicine, King Faisal Specialist Hospital and Research Centre, Madinah, Saudi Arabia; <sup>4</sup>Pulmonary and Critical Care Medicine, Marshall University Joan C. Edwards School of Medicine, Huntington, USA; <sup>5</sup>Department of Critical Care Medicine, Tripoli University Hospital, Tripoli, Libya; <sup>6</sup>Department of Internal Medicine, Mayo Clinic, Rochester, USA; <sup>7</sup>Emergency Department, Riverside Community Hospital, California, USA.

\*Correspondence to Ognjen Gajic: [gajic.ognjen@mayo.edu](mailto:gajic.ognjen@mayo.edu)

DOI: 10.17305/bb.2024.10806

© 2024 Al-Ghoula et al. This article is available under a Creative Commons License (Attribution 4.0 International, as described at <https://creativecommons.org/licenses/by/4.0/>).

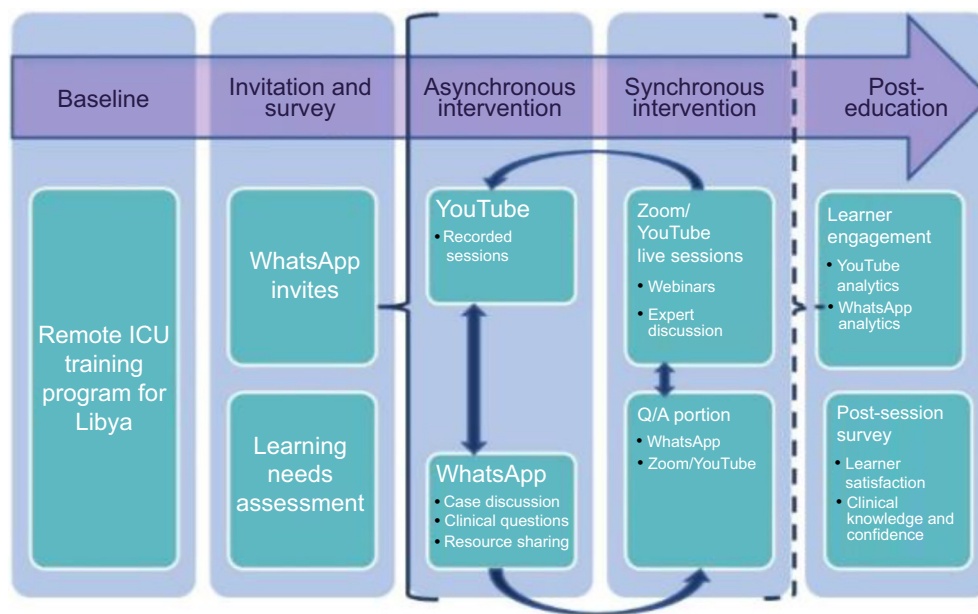


Figure 1. Overview of the remote ICU training program for Libya. ICU: Intensive care unit.

and personal connections. The primary communication method between the training team and the participants was a dedicated, secure social media chat established on WhatsApp® (Meta).

Participants were encouraged to discuss challenging clinical cases via the private group chat using a standardized format (Figure S1). Polls were created to generate a differential diagnosis list for each case based on participant responses. Detailed explanations, guidelines, and other references were provided by the faculty through the private group chat to enhance learning. A formal tele-education curriculum consisting of a series of 45-min lectures on high-yield topics in pulmonary and critical care medicine was delivered using the Zoom® videoconferencing platform (Zoom Video Communication). The sessions were livestreamed to a YouTube channel and the recordings were made available to allow asynchronous viewing. During the sessions, discussions between experts from Libya and abroad were conducted, and learners were able to ask questions. The involvement of local experts ensured the evaluation of recommendation applicability within the Libyan healthcare system, considering local challenges and resource availability.

Participant engagement, satisfaction, clinical knowledge, and confidence were evaluated using Survey Monkey polls conducted before and after each tele-education session and through analysis of WhatsApp and YouTube analytics (Figure S2). Descriptive statistics were reported as numbers with percentages or means with standard deviations (SD) as appropriate. Tables were created using Microsoft® Excel, and figures were created using Prism®. Due to the nature of this study, IRB approval was waived and consent forms were not required.

## Results

A total of 19 educators participated in this initiative. The messaging group was established on April 4, 2023, and by June 4, 2023, 323 learners had joined. The majority of participants

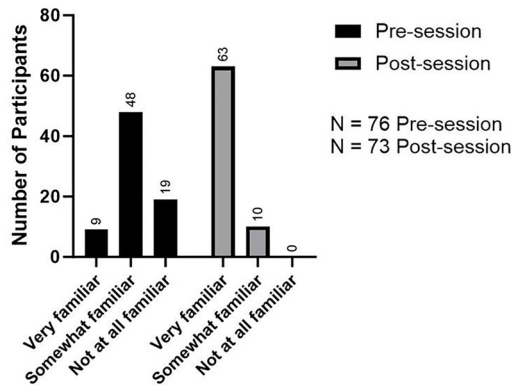
Table 1. Participant characteristics

Survey question	Responses, No. (%) n = 83
1. When did you graduate from medical school?	
I am still a student	2 (2.4)
<2 years	19 (22.9)
2–5 years	42 (50.6)
>5 years	20 (24.1)
2. What is your current level of training?	
Medical student	3 (3.6)
Intern	20 (24.1)
Resident	42 (50.6)
Registrar	13 (15.7)
Not a trainee	5 (6.0)
3. In which hospital do you practice?	
Tertiary-care center	41 (49.4)
Secondary-care center	34 (41.0)
Private clinic	7 (8.4)
Not currently practicing	1 (1.2)
4. In which ward do you practice?	
ICU	48 (57.8)
Medical floor	19 (22.9)
Emergency department	14 (16.9)
Outpatient clinic	2 (2.4)

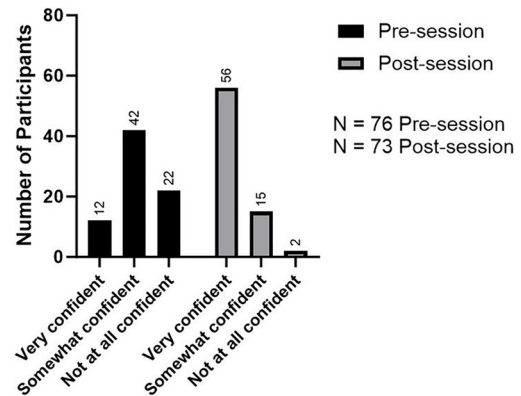
ICU: Intensive care unit.

had graduated from medical school within the last five years (73.5%), were resident physicians (50.6%), and practiced in tertiary-care centers (49.4%) (Table 1). In the first two months of the initiative, 2991 messages were exchanged in the chat group, including 270 images, 243 audio messages, 90 videos, 33 PDF attachments, and 70 links to openly available online educational resources, such as scientific articles, books, and guidelines. Twenty-four unique participants actively contributed to the training program by sharing challenging cases,

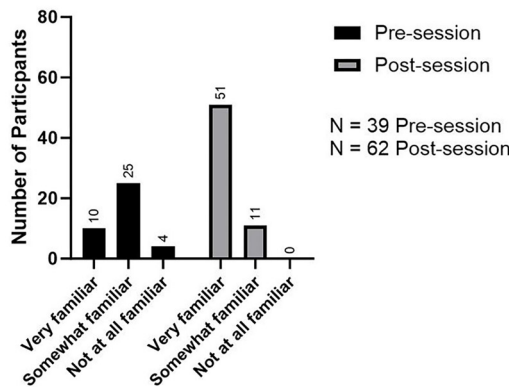
Familiarity with the GOLD COPD classification



Confidence in choosing between inhalers for COPD



Familiarity with new sepsis bundle



Confidence in caring for sepsis/septic shock?

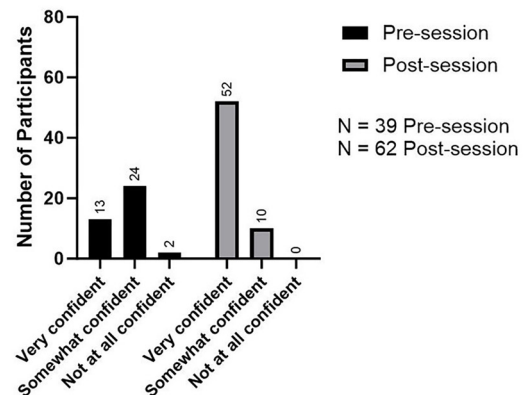


Figure 2. Self-reported learning outcomes of tele-education sessions. COPD: Chronic obstructive pulmonary diseases.

and 40 polls were used to collect responses from other learners on possible differential diagnoses and management strategies. The main topics discussed were lung mechanics, ventilator management, and ventilator dyssynchrony. The faculty coordinated the interactive case discussions and provided additional expert insights and scientific references.

The first two tele-education sessions were live-streamed on April 30, 2022, and on May 15, 2022. The topics discussed during these initial lectures were chronic obstructive pulmonary diseases (COPD) and sepsis. One hundred participants attended the live stream of the first session on Zoom, which had 384 additional views on YouTube. Attendance for the second session consisted of 82 participants on Zoom with 183 total views on YouTube. Four questions to assess participants' knowledge of the diagnosis and treatment of COPD and sepsis were asked before and after the sessions, and the proportion of correct answers increased from an average of 51% (SD 23.8%) before the sessions to an average of 84% (SD 11.8%) after the sessions. Surveys conducted before and after each tele-education session demonstrated an improvement in learners' self-reported clinical knowledge and confidence (Figure 2).

On May 22, 2023, a survey to assess overall participant satisfaction was shared in the chat group. Of the 83 participants who answered the survey (response rate 27%), 88% rated the Libyan remote ICU training program as excellent, and the majority

Table 2. Program evaluation by participants

Survey question	Responses, No. (%) n = 83
1. Has this initiative enhanced your medical knowledge?	
A lot	57 (68.7)
A moderate amount	26 (31.3)
Not at all	0 (0)
2. Has your practice been influenced by what you learned from this initiative?	
A lot	46 (55.4)
A moderate amount	34 (41.0)
Not at all	3 (3.6)
3. How would you rate the overall content of this initiative?	
Excellent	73 (88.0)
Too basic	5 (6.0)
Too advanced	5 (6.0)

reported that this initiative had an impact on their medical knowledge and clinical practice (Table 2).

## Discussion

This study highlights the potential of using social media platforms as effective tools for medical education in resource-constrained settings by allowing easier access to

evidence-based educational and training opportunities. Preliminary data from the Libyan remote ICU training program show that residents and junior physicians engaged with the initiative and were satisfied with its content. Moreover, exploratory objective and subjective learning outcomes suggest that the program led to an improvement in participants' self-reported clinical knowledge and confidence.

During the COVID-19 pandemic, social media platforms were used to rapidly create international healthcare collaborations for remote medical education and clinical support [8, 14–17]. These platforms are easily accessible and widely available on smartphones, making them an effective and cost-efficient tool for disseminating medical knowledge to clinicians working in resource-limited settings [18]. This is particularly advantageous for trainees in highly specialized fields who often have to resort to supplementing their knowledge using informal resources [19]. Programs that leverage social media like the Libyan remote ICU training program can provide participants with reliable, up-to-date clinical information without the use of complex technological infrastructure [20, 21].

A novel aspect of our study was the use of WhatsApp® to foster discussion between learners across a wide range of institutions and educational levels. The use of secure instant messaging platforms allowed participants to select topics that addressed their immediate needs while maintaining engagement, maximizing learning outcomes, and ensuring the practical applicability of acquired knowledge to clinical practice. Prior studies examining the usefulness of secure instant messaging platforms like WhatsApp in an educational context have mainly focused on its use in US fellowship training [22, 23]. Participation rates were higher in those studies than the rates we observed; however, participation was likely buoyed by the setting (single center) and familiarity among the participants [24]. In contrast, participants in the Libya ICU training program came from a diverse array of institutions, which may have deterred viewers from engaging in discussions or asking questions.

Another noteworthy aspect of our educational program was the incorporation of local educators who had firsthand knowledge of the resources and challenges faced by Libyan physicians. This approach ensured that the educational content was relevant and realistic, offering practical solutions to common problems. It is also worth noting that both educators and learners were young physicians familiar with new technologies, which might have further contributed to the high level of engagement and satisfaction observed in this study.

Our study has several limitations. The self-selection of participants introduces the potential for selection bias, as those who volunteered may already have a higher interest in critical care education. Additionally, the reliance on self-reported data for most of the preliminary learning outcomes assessed introduces the risk of response bias and subjective interpretations. Finally, despite the high total number of participants, only a few learners actively contributed to the program by sharing challenging cases and engaging in discussion with the faculty. This is reflected by the low-response rate achieved in pre- and post-session surveys and the relatively limited list of topics

discussed in the group chat. There are likely several factors contributing to this observation. First, participants may have felt vulnerable contributing, given their interactions were visible to a broad audience. Another explanation for low overall participation is that passive consumption is prevalent on social media platforms, where many users simply browse content without actively participating, thus creating a false impression of low engagement. In the future, we plan to continue this initiative by further promoting active engagement of the participants by using the communities feature in WhatsApp to allow individuals to browse and contribute to chats that they find interesting, and by assessing how this program might improve patient-centered outcomes.

## Conclusion

This case study demonstrates the feasibility of providing remote critical care education using widely available social media platforms. The program, which was specifically targeted to junior physicians, led to high participant engagement and satisfaction. Future studies will focus on broadening the range of topics discussed via social media, improving participation, and assessing whether the virtual training program can impact clinical outcomes.

**Conflicts of interest:** Authors declare no conflicts of interest.

**Funding:** Authors received no specific funding for this work.

Submitted: 03 June 2024

Accepted: 08 July 2024

Published online: 11 July 2024

## References

- [1] Wahlster S, Sharma M, Lewis AK, Patel PV, Hartog CS, Jannotta G, et al. The Coronavirus disease 2019 pandemic's effect on critical care resources and health-care providers: a global survey. *Chest* 2010;159(2):619–33. <https://doi.org/10.1016/j.chest.2020.09.070>.
- [2] Saqr M, Wasson B. COVID-19: lost opportunities and lessons for the future [Internet]. *Int J Health Sci* 2020;14(3):4–6. <https://www.ncbi.nlm.nih.gov/pmc/articles/PMC7269621/>
- [3] Elhadi M, Alsoufi A, Abusalama A, Alkaseek A, Abdeewi S, Yahya M, et al. Epidemiology, outcomes, and utilization of intensive care unit resources for critically ill COVID-19 patients in Libya: a prospective multi-center cohort study. *PLoS One* 2021;16(4):e0251085. <https://doi.org/10.1371/journal.pone.0251085>.
- [4] Nasef A Al-Griw MA, Taguri AE. Improving quality of education in extreme adversities—the case of Libya. *J Biol Med* 2020;4(1):6–11. <https://doi.org/10.17352/jbm.000020>
- [5] Al-Areibi A. Medical education in Libya: challenges, hopes, and recommendations. *Libyan Int Med Univ J* 2019;4:3–9. [https://doi.org/10.4103/LIUJ.LIUJ\\_3\\_19](https://doi.org/10.4103/LIUJ.LIUJ_3_19).
- [6] Benamer HTS, Bredan A, Bakoush O. The Libyan doctors' brain drain: an exploratory study. *BMC Res Notes* 2009;2:242. <https://doi.org/10.1186/1756-0500-2-242>.
- [7] Rokhgireh S, Sabet B, Chaichian S, Derakhshan F, Haghghi L, Derakhshan R, et al. Medical students' perceptions towards distance e-Learning in gynecology ward during the COVID-19 pandemic. *PLoS One* 2023;18(3):e0283253. <https://doi.org/10.1371/journal.pone.0283253>.
- [8] Camilleri M, Zhang X, Norris M, Monkhouse A, Harvey A, Wiseman A, et al. Covid-19 ICU remote-learning course (CIRLC): rapid ICU remote

- training for frontline health professionals during the COVID-19 pandemic in the U.K. *J Intens Care Soc* 2022 May;23(2):183–90. <https://doi.org/10.1177/1751143720972630>.
- [9] Sakusic A, Markotic D, Dong Y, Festic E, Krajinovic V, Todorovic Z, et al. Rapid, multimodal, critical care knowledge-sharing platform for COVID-19 pandemics. *Bosn J Basic Med Sci* 2021;21(1):93–7. <https://doi.org/10.17305/bjbms.2020.4934>.
- [10] Rovati L, Zec S, Dziuba D, Masoodi A, Tekin A, Zambrano CC, et al. Implementation of a multimodal knowledge-exchange platform to provide trauma critical care education during the ongoing conflict in Ukraine. *JAMA Netw Open* 2023;6(2):e230050. <https://doi.org/10.1001/jamanetworkopen.2023.0050>.
- [11] Thorp PKL, Tymuchuk C, Saab F. WhatsApp Linking Lilongwe, Malawi to Los Angeles: impacting medical education and clinical management. *Ann Glob Health* 2021;87(1):20. <https://doi.org/10.5334/aogh.3156>.
- [12] Vukoja M, Dong Y, Adhikari NKJ, Schultz MJ, Arabi YM, Martin-Loeches I, et al. Checklist for early recognition and treatment of acute illness and injury (CERTAIN) investigators of the SCCM discovery network. Checklist for early recognition and treatment of acute illness and injury: an exploratory multicenter international quality-improvement study in the ICUs with variable resources. *Crit Care Med* 2021;49(6):e598–612. <https://doi.org/10.1097/CCM.0000000000004937>.
- [13] Checklist for early recognition and treatment of acute illness and iNjury (CERTAIN) [Internet]. Available from: <https://www.icertain.org/>. Accessed 2024 Apr 7.
- [14] Flurin L, Tekin A, Bogojevic M, Zec S, Sun Y, Li H, et al. International virtual simulation education in critical care during COVID-19 pandemic: preliminary description of the virtual checklist for early recognition and treatment of acute illness and iNjury program. *Simul Healthc* 2022;17(3):205–7. <https://doi.org/10.1097/SIH.0000000000000656>.
- [15] Barbash I, Sackrowitz R, Gajic Ognjen, Dempsey T, Bell Sarah, et al. Rapidly deploying critical care telemedicine across states and health systems during the COVID-19 pandemic. *NEJM Catalyst Online* ahead of print.
- [16] Zec S, Zorko NG, Dong Y, Gajic OO, Kordik C, Harmon LA, et al. Implementation of a virtual interprofessional ICU learning collaborative: successes, challenges, and initial reactions from the structured team-based optimal patient-centered care for virus COVID-19 collaborators. *Crit Care Explor* 2023;5(6):e0922. <https://doi.org/10.1097/CCE.0000000000000922>.
- [17] Wong A, Ho S, Olusanya O, Antonini MV, Lyness D. The use of social media and online communications in times of pandemic COVID-19. *J Intens Care Soc* 2021;22(3):255–60. <https://doi.org/10.1177/1751143720966280>.
- [18] Barnes SS, Kaul V, Kudchadkar SR. Social media engagement and the critical care medicine community. *J Intens Care Med* 2019;34(3):175–82. <https://doi.org/10.1177/0885066618769599>.
- [19] Encarnacion Ramirez MJ, Mukengeshay JN, Chumtin G, Nurmukhametov R, Baldoncini M, Lafuente J, et al. The importance of social networks in neurosurgery training in low/middle income countries. *Front Surg* 2024;11:1341148. <https://doi.org/10.3389/fsurg.2024.1341148>.
- [20] Barteit S, Jahn A, Banda SS, Bärnighausen T, Bowa A, Chileshe G, et al. E-learning for medical education in Sub-Saharan Africa and low-resource settings: viewpoint. *J Med Internet Res* 2019;21(1):e12449. <https://doi.org/10.2196/12449>.
- [21] Alsoufi A, Alsuyihili A, Mshergahi A, Elhadi A, Atiyah H, Ashini A, et al. Impact of the COVID-19 pandemic on medical education: medical students' knowledge, attitudes, and practices regarding electronic learning. *PLoS One* 2020;15(11):e0242905. <https://doi.org/10.1371/journal.pone.0242905>.
- [22] Jhaveri KD, Pascarelli B, Hasan A, Kozikowski A, Fishbane S, Pekmezaris R. 'WhatsApp®' ening in nephrology training. *Clin Kidney J* 2019;13(1):8–13. <https://doi.org/10.1093/ckj/sfz045>.
- [23] Goyal A, Tanveer N, Sharma P. WhatsApp for teaching pathology post-graduates: a pilot study. *J Pathol Inform* 2017;8:6. <https://doi.org/10.4103/2153-3539.201111>.
- [24] Kochar A, Rymer J, Samad Z, Duke Cardiovascular Education Group. Disrupting fellow education through group texting: WhatsApp in fellow education? *J Am Coll Cardiol* 2018;72(25):3366–9. <https://doi.org/10.1016/j.jacc.2018.11.007>.

## Related articles published in BJBMS

### 1. Rapid, multimodal, critical care knowledge-sharing platform for COVID-19 pandemics

Amra Sakusic et al., BJBMS, 2021

### 2. Changes in attitudes, beliefs, and experiences related to pregnancy during graduate medical education training from 2005 to 2021

Lindsay Warner et al., Biomol Biomed, 2024

## Supplemental data

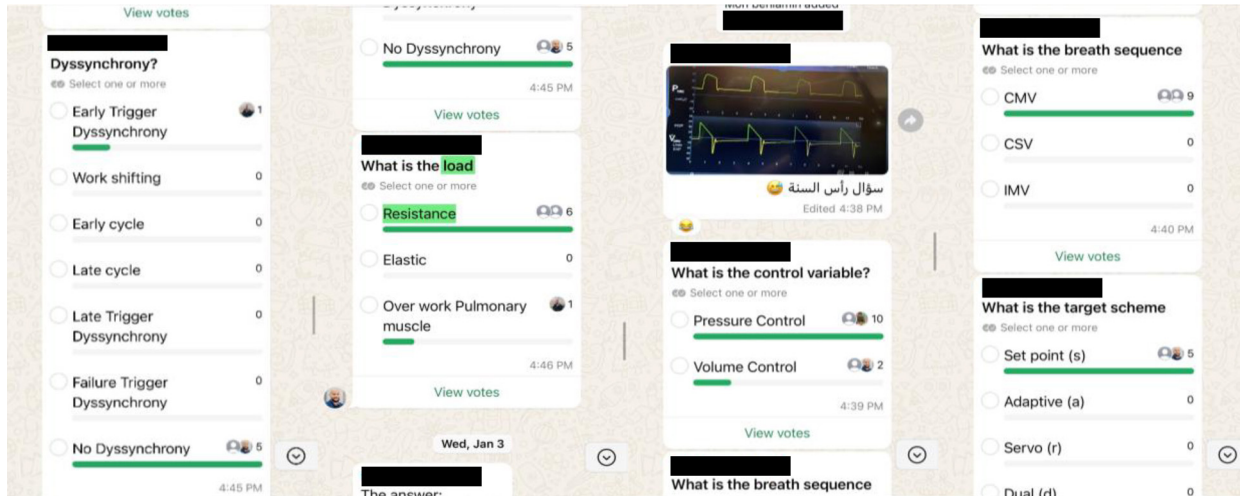


Figure S1. Example WhatsApp conversation.

1. What is your comfort level in taking care of sepsis and septic shock patients?
  - Very Comfortable
  - Somewhat Comfortable
  - I Need Supervision
  - Not at All Comfortable
  
2. How familiar are you with the new sepsis bundle?
  - Very familiar
  - Somewhat familiar
  - Not at all familiar
  
3. For fluid resuscitation for sepsis and septic shock:
  - Give 25-30 ml/kg as soon as possible
  - Give 25-30 ml/kg according to IVC collapsibility >50%
  - Give 25-30 ml/kg according to CVP
  - Give 1-2 L of lactated ringers according to passive leg raise testing
  
4. What is your initial vasopressor target?
  - Norepinephrine - target systolic BP >100 mmHg
  - Dopamine: target MAP 65-70 mmHg
  - Vasopressin: target MAP 70-75 mmHg
  - Norepinephrine: target MAP 65-70 mmHg
  
5. For diagnosis of sepsis, we need a suspected/confirmed source of infection and:
  - Positive qSOFA
  - Positive SOFA
  - Hypotension
  - High lactic acid >2 mmol

**Figure S2. Pre/post sepsis/septic shock session survey.**